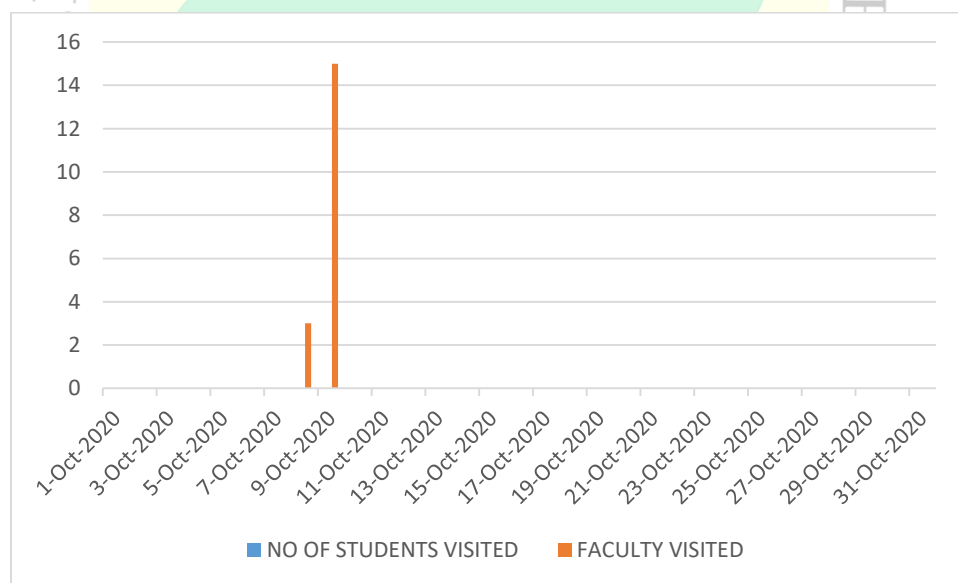




### Percentage Per Day Usage Of Library By Teachers And Students

During the COVID 19 Pandemic, the classes were conducted on Online Mode, So that there is no physical transaction in the Delany Library during Period from June 2020 to December 2020.

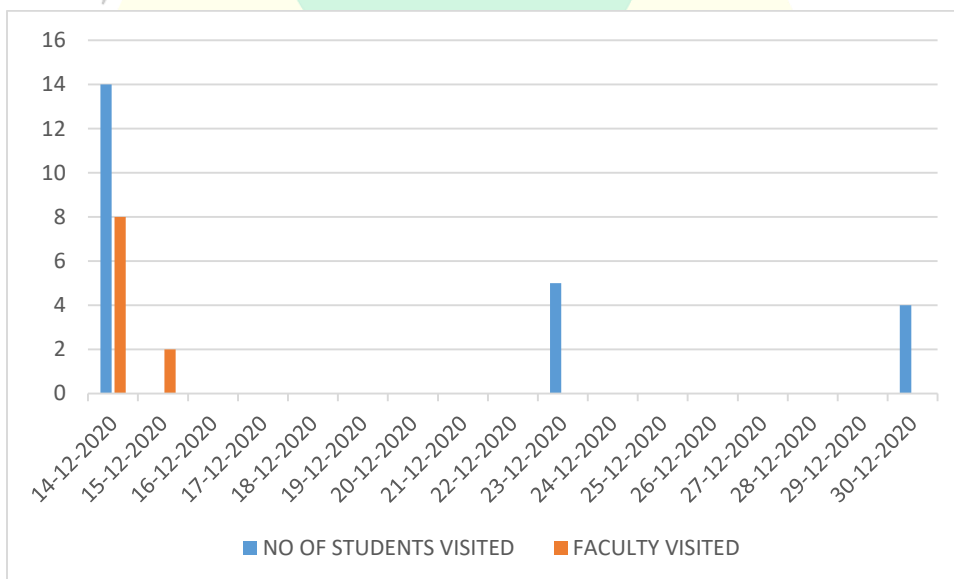
DATE	NO OF STUDENTS VISITED	FACULTY VISITED
8-Oct-2020	0	3
9-Oct-2020	0	15





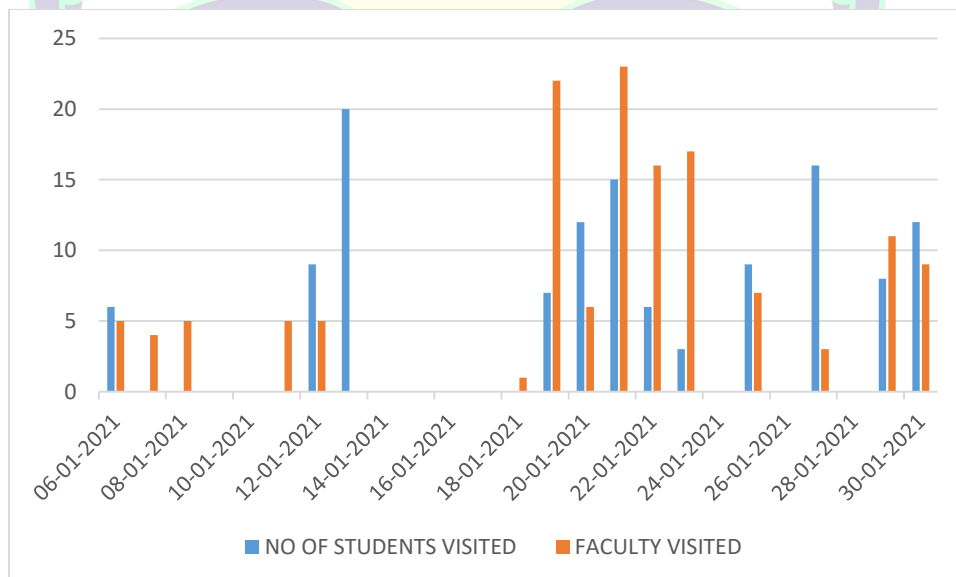
## DECEMBER 2020

DATE	NO OF STUDENTS VISITED	FACULTY VISITED
14-12-2020	14	8
15-12-2020	0	2
23-12-2020	5	0
30-12-2020	4	0



January 2020

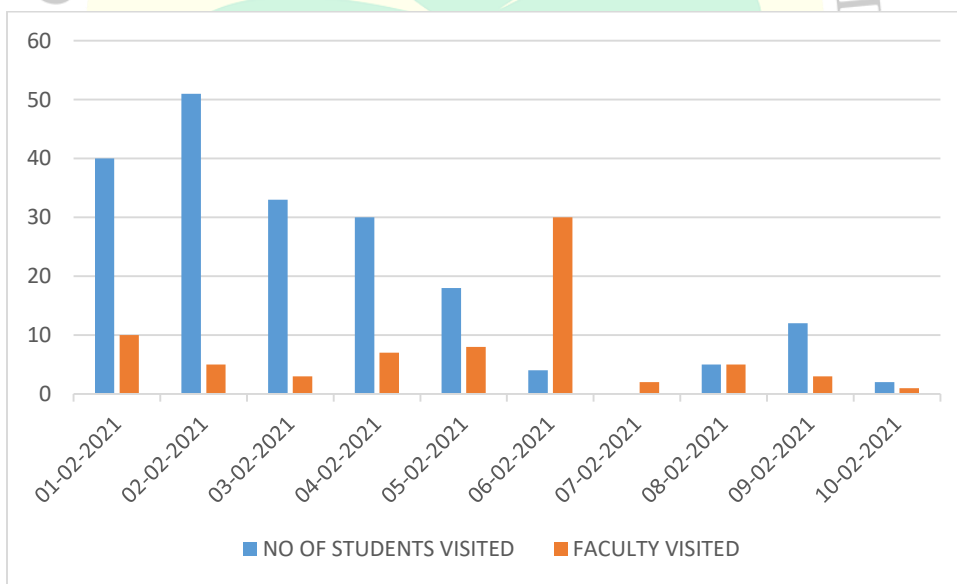
DATE	NO OF STUDENTS VISITED	FACULTY VISITED
06-01-2021	6	5
07-01-2021	0	4
08-01-2021	0	5
11-01-2021	0	5
12-01-2021	9	5
13-01-2021	20	0
18-01-2021	0	1
19-01-2021	7	22
20-01-2021	12	6
21-01-2021	15	23
22-01-2021	6	16
23-01-2021	3	17
25-01-2021	9	7
27-01-2021	16	3
29-01-2021	8	11
30-01-2021	12	9





February 2020

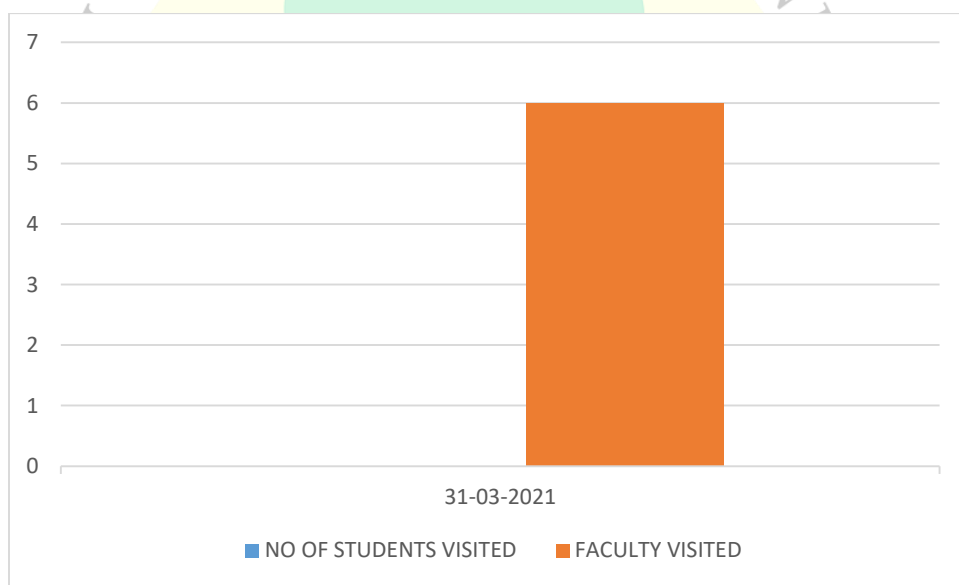
DATE	NO OF STUDENTS VISITED	FACULTY VISITED
01-02-2021	40	10
02-02-2021	51	5
03-02-2021	33	3
04-02-2021	30	7
05-02-2021	18	8
06-02-2021	4	30
07-02-2021	NIL	2
08-02-2021	5	5
09-02-2021	12	3
10-02-2021	2	1





March 2020

DATE	NO OF STUDENTS VISITED	FACULTY VISITED
31-03-2021	0	6





APRIL 2020

DATE	NO OF STUDENTS VISITED	FACULTY VISITED
01-04-2021	2	NIL
07-04-2021	8	3
08-04-2021	0	2
09-04-2021	0	3
15-04-2021	4	2
19-04-2021	0	4
28-04-2021	0	1

